



BE THE CHANGE TAKE THE CHALLENGE-ROAD SAFETY FOR CYCLISTS

SURVEY ANALYSIS CONDUCTED TO STUDENTS

Question1

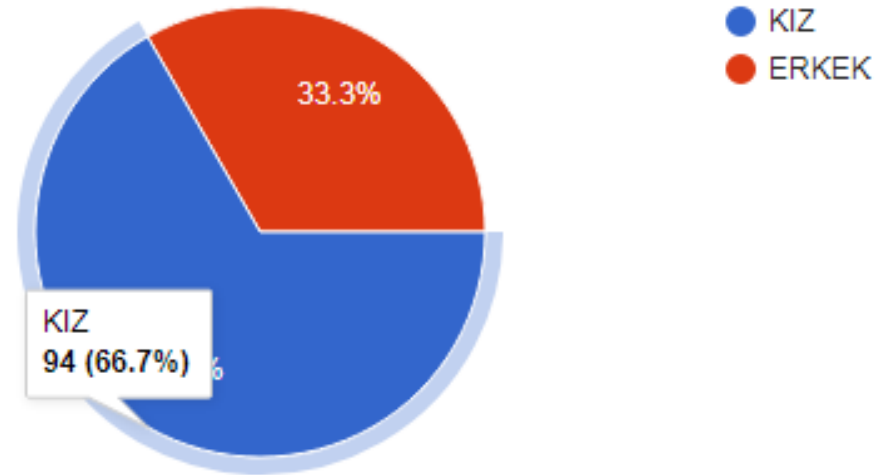
What is your gender ?

Female (66.7%)

Male (33.3%)

CİNSİYETİNİZ

141 responses



Question 2

How old are you ?

A.14 (7.8%)

B.15(30,5%)

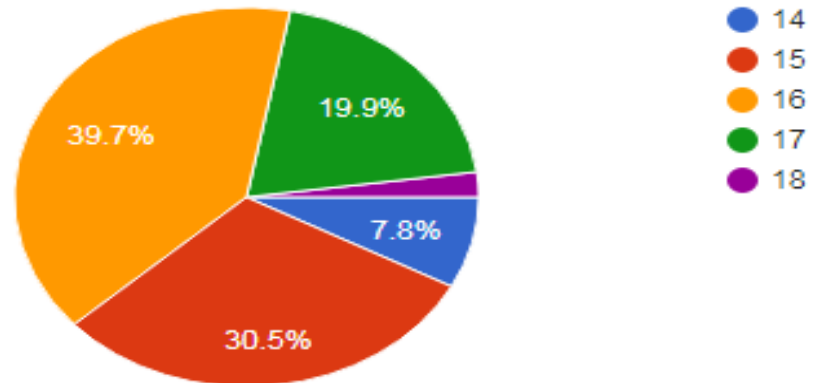
C.16(39,7%)

D.17(19,9 %)

E.18

YAŞINIZ

141 responses



Question 3

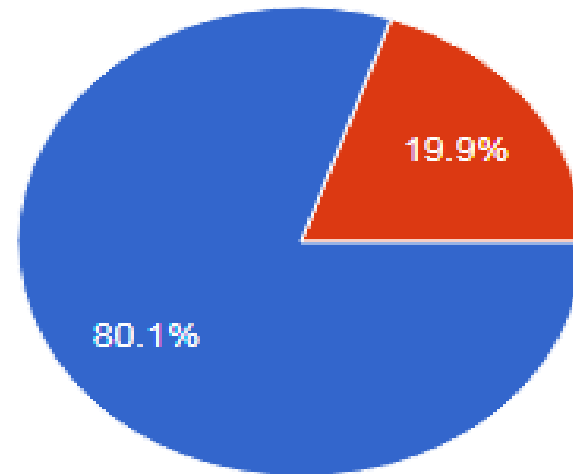
Do you ride a bicycle ?

A.Yes (80.1%)

B.No (19,9%)

Bisiklet kullanıyor musunuz?

141 responses



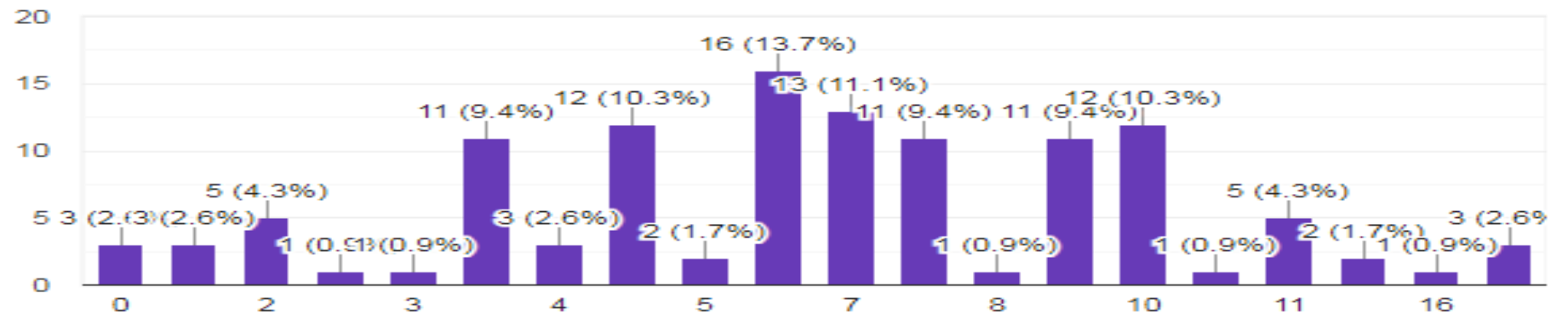
● EVET
● HAYIR

Question 4

How long have you been cycling ?

Kaç yıldır bisiklet kullanıyorsunuz ?

117 responses



Question 5

Do you have your own blcycle ?

A. YES (70.1%)

B. NO (29.9 %)

Question 6

Why do you ride a bicycle ?

A.As a way of sport/exercise (7.6%)

B.As a hobby/Entertainment/Socializing (90,8%)

C.As a use of transport (2.7%)



Question 7. Why do people prefer cycling as a means of transport nowadays?

- A. It is safer (25.4%)
- B. It is flexible (3.5%)
- C. It is faster (9.7%)
- D. It is cheaper (14.2 %)
- E. It is healthier (42.5%)
- F. It is eco-friendly (25.4%)

Question 8

What are the obstacles you mostly experience while cycling ?

- A.Lack of information about traffic signs (6.3%)
- B.Heavy traffic (19.8%)
- C.Lack of continuity of bicycle roads (14.3%)
- D.Lack of security on roads (46%)
- E.Problems related with pedestrians(38.1 %)
- F.Problems related with vehicles (6.3 %)
- G.Lack of supervision of the police department(1.6 %)

Question 9

Do you pay attention your security while cyling?

A.Yes (74 %)

B.No (26 %)





Question 10

What safety measures do you take while cycling ?

Wearing helmet (60 %)

Cycling slowly (25 %)

Obey the rules (20 %)

I don't take any (12 %)